



DR. N.T.R UNIVERSITY OF HEALTH SCIENCES

Government Of Andhra Pradesh

**User Manual
For
Dr. NTR UHS – Admission into PG
Medical Course (Degree/Diploma)
Under Management Quota 2024-25**

Web Options

Prepared By

APOnline

Table of Contents

1 INTRODUCTION	3
1.1 ABOUT Dr. NTR UHS:.....	3
1.2 OBJECTIVES.....	3
1.3 SCOPE	3
2 SOFTWARE AND TECHNOLOGIES	3
3 PROCESS FLOW.....	4
3.1 Login:.....	4
3.2 Web Option Submission (One time Option):.....	5
• Add Web options:	6
• Re- arrange the priority list.....	8
• Save Web options	8
• Print Web options	9

Tables

TABLE 1: SOFTWARE AND TECHNOLOGIES	3
--	---

Figures

FIGURE 1: LOGIN PAGE – LINK	4
FIGURE 2: LOGIN PAGE – LOGIN	4
FIGURE 3: WEB OPTION SUBMISSION – LINK	5
FIGURE 4: CANDIDATE NEET DETAILS	5
FIGURE 5 : WATCH RECORDED VIDEO	5
FIGURE 6: ADD WEB OPTIONS.....	6
FIGURE 7: ADD BUTTON	6
FIGURE 8: ADD WEB OPTION TO PRIORITY LIST	7
FIGURE 9 : WEB OPTION PRIORITY LIST	7
FIGURE 10: SAVE OPTIONS	7
FIGURE 11 : BEFORE REARRANGING WEB OPTIONS	8
FIGURE 12 : AFTER REARRANGING WEB OPTIONS.....	8
FIGURE 13 : CONFIRMATION ALERT	8
FIGURE 14 : OTP AUTHENTICATION	9
FIGURE 15: PRINT OPTION	9

1 INTRODUCTION

1.1 ABOUT Dr. NTR UHS:

The Government of Andhra Pradesh renamed Dr. NTR University of Health Sciences as. It was inaugurated in 1986.

The University is offering various UG, PG, Super Specialty, Ph.D. & PDF Courses in Modern Medicine, Dental Surgery, Ayurveda, Unani, Homoeopathy, Naturopathy, Nursing, Physiotherapy and Para Medical Graduate Courses in its affiliated colleges.

1.2 OBJECTIVES

Facilitating the process of submitting One time web options for MBBS candidates

1.3 SCOPE

The scope of this document is to explain the process of Candidate opting for the web options as per the candidate preferences.

2 SOFTWARE AND TECHNOLOGIES

S.No.	Software	Version
1	.NET Core	7 Version
2	SQL Server	22 Version

Table 1: Software and Technologies

3 PROCESS FLOW

- ❖ Web option Submission
- ❖ Add Web Options priorities
- ❖ Save Web Options
- ❖ Print Web Options

3.1 Login:

- Click “Login” to submit your web options.



Figure 1: Login Page – Link

- The login screen will be displayed as shown below. Enter your User ID (Registration ID), Password, and Captcha, then click the “Login” button.




Figure 2: Login Page – Login

3.2 Web Option Submission :

After logging in, select “Services” from the menu bar and click on the “Web Options ” link.

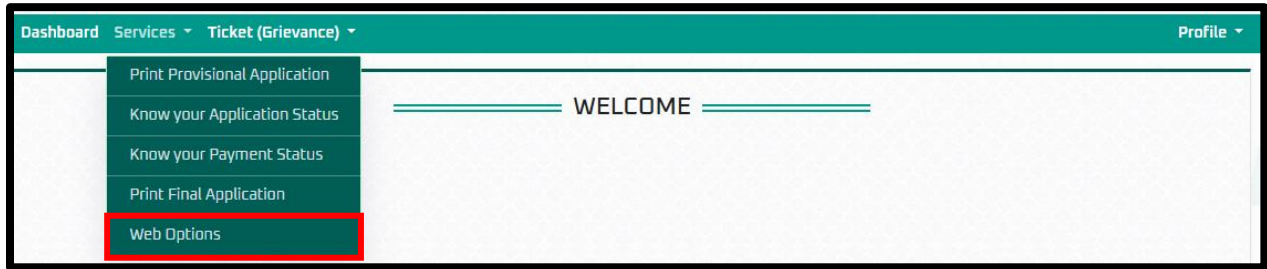


Figure 3: Web Option Submission – Link

- After clicking on the “ Web Option” link, the screen will appear as shown below. The following candidate NEET details will be displayed on the web options screen:
 - a. Registration Number
 - b. NEET Roll No
 - c. NEET Rank
 - d. Name as per NEET
 - e. Gender
 - f. Category
 - g. Area
 - H. Service
- Hyperlinks of college list of PG Medical CQ 2024 and User Manual are displayed

A screenshot of the 'Web Options' page. The page has a teal header with 'Web Options' on the left and 'CANDIATE NEET DETAILS' in the center. Below the header is a table with candidate details.

Registration ID	PG24CQ11000016	NEET Roll No.	24661069111
NEET Rank	7312	Name As Per NEET	GAJULAPALLE MADHURI
Gender	Female	Category	OC
Area	SVU	Service	No

Figure 4: Candidate NEET Details

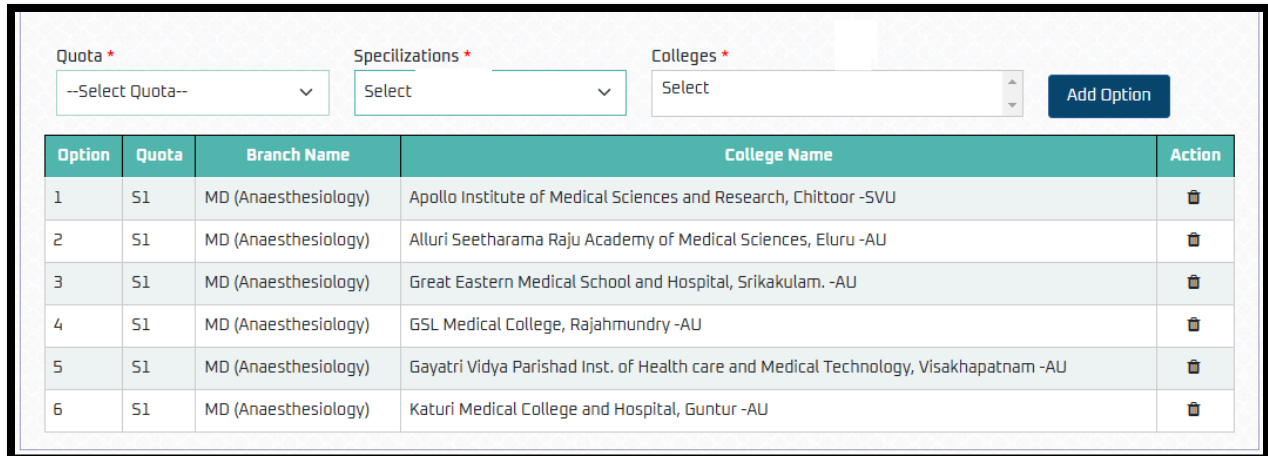
- Hyperlink of web option submission process is also given.



Figure 5 : Watch Recorded video

Add Web options:

- The list of all the eligible colleges are displayed in the left side of web options screen.
- Candidate can filter web options by Specialization selection or college selection.
- Candidate can add the colleges according to their priority by clicking on the “Add” button



The screenshot shows a web interface for adding options. At the top, there are three dropdown menus: 'Quota *' with '--Select Quota--', 'Specilizations *' with 'Select', and 'Colleges *' with 'Select'. To the right of these is a blue 'Add Option' button. Below the filters is a table with the following data:







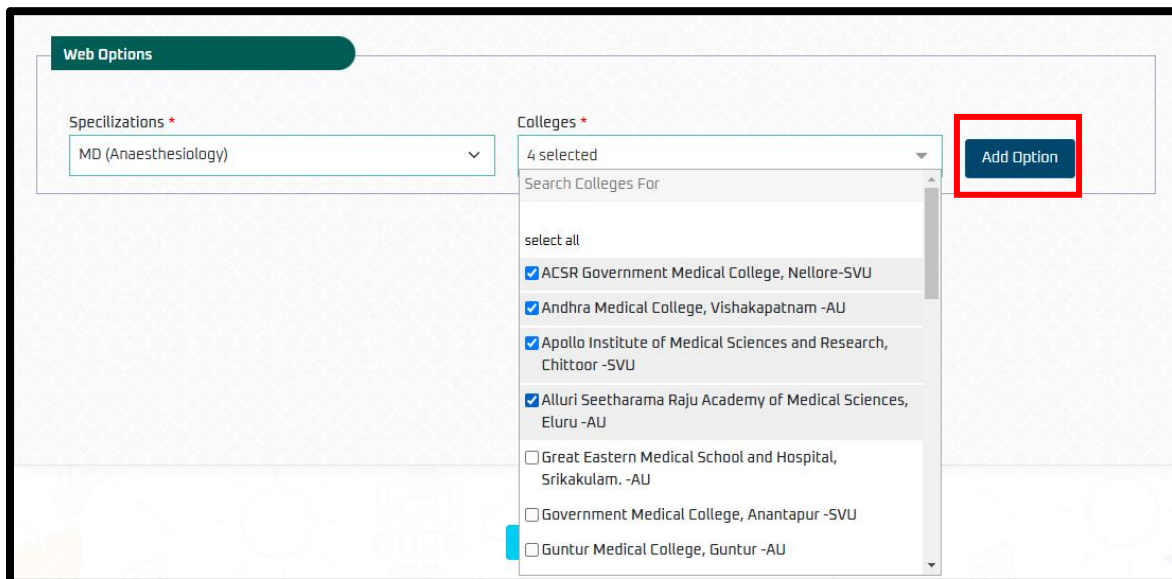
Option	Quota	Branch Name	College Name	Action
1	S1	MD (Anaesthesiology)	Apollo Institute of Medical Sciences and Research, Chittoor -SVU	
2	S1	MD (Anaesthesiology)	Alluri Seetharama Raju Academy of Medical Sciences, Eluru -AU	
3	S1	MD (Anaesthesiology)	Great Eastern Medical School and Hospital, Srikakulam. -AU	
4	S1	MD (Anaesthesiology)	GSL Medical College, Rajahmundry -AU	
5	S1	MD (Anaesthesiology)	Gayatri Vidya Parishad Inst. of Health care and Medical Technology, Visakhapatnam -AU	
6	S1	MD (Anaesthesiology)	Katuri Medical College and Hospital, Guntur -AU	

Figure 6: Add Search option



The screenshot shows the 'Web Options' screen. The 'Specilizations *' dropdown is set to 'MD (Anaesthesiology)'. The 'Colleges *' dropdown shows '4 selected' and a search bar 'Search Colleges For'. Below the search bar is a list of colleges with checkboxes: 'select all', 'ACSR Government Medical College, Nellore-SVU' (checked), 'Andhra Medical College, Vishakapatnam -AU' (checked), 'Apollo Institute of Medical Sciences and Research, Chittoor -SVU' (checked), 'Alluri Seetharama Raju Academy of Medical Sciences, Eluru -AU' (checked), 'Great Eastern Medical School and Hospital, Srikakulam. -AU' (unchecked), 'Government Medical College, Anantapur -SVU' (unchecked), and 'Guntur Medical College, Guntur -AU' (unchecked). A blue 'Add Option' button is highlighted with a red rectangle.

Figure 7: Add Button

- After adding a college in the priority list the added college will be disappeared in the list of colleges in the left side.
- And displayed in the right side of the web options screen as priority 1.

- The below pop up **Web option saved successfully and web option 2** will appeared once the web option is added to the priority list

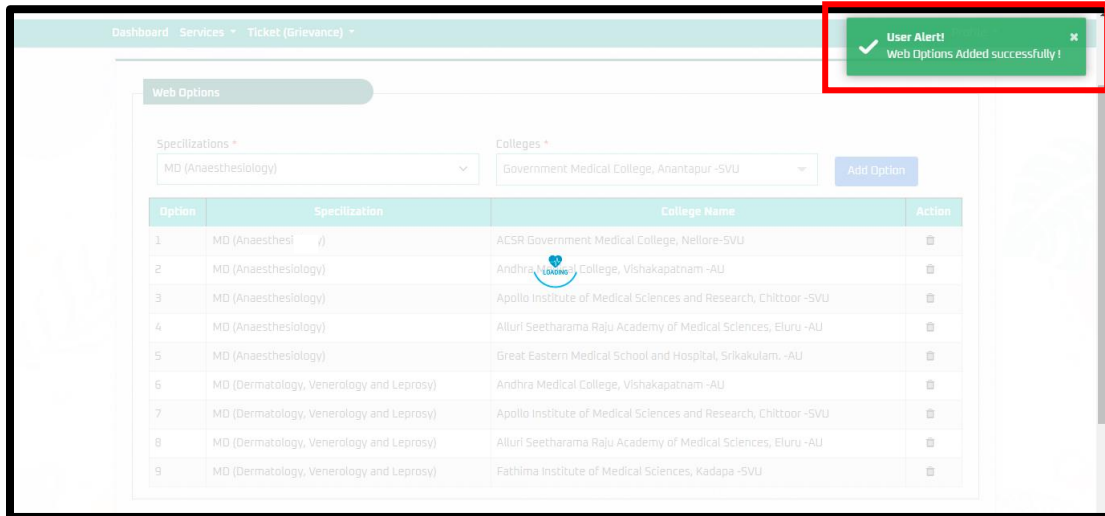


Figure 8: Add web option to priority list

- Save button** is enabled after adding atleast one college in the priority list

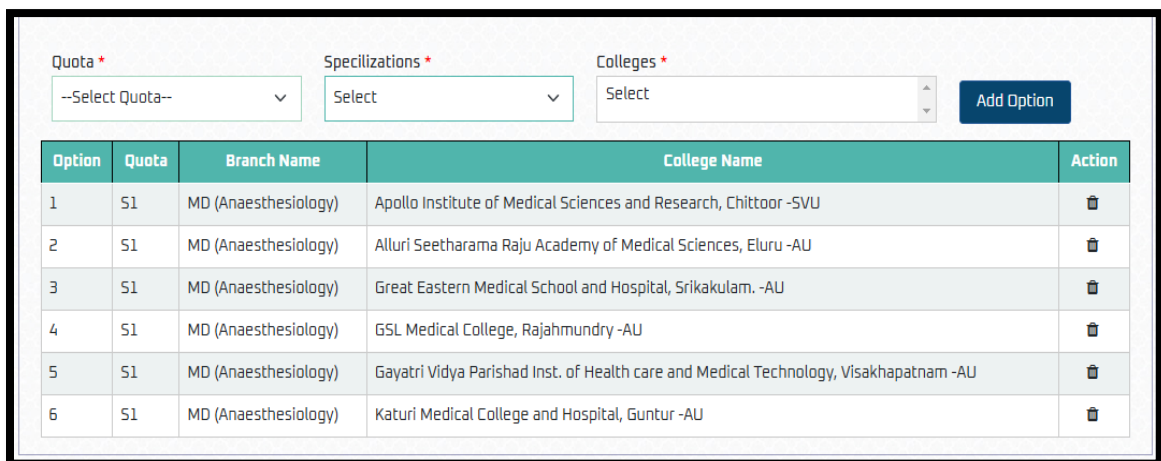


Figure 9 : Web option priority list



Figure 10: Save options

Re- arrange the priority list

Note: Drag & Drop the web options to rearrange the priorities

- Candidate can drag and drop the colleges to change the priorities /rearrange the priority list.
- Candidate can check the priority list before saving the web options











Option	Specilization	College Name	Action
1	MD (Anaesthesiology)	ACSR Government Medical College, Nellore-SVU	
2	MD (Anaesthesiology)	Andhra Medical College, Vishakapatnam -AU	
3	MD (Anaesthesiology)	Apollo Institute of Medical Sciences and Research, Chittoor -SVU	
4	MD (Anaesthesiology)	Alluri Seetharama Raju Academy of Medical Sciences, Eluru -AU	
5	MD (Anaesthesiology)	Great Eastern Medical School and Hospital, Srikakulam. -AU	
6	MD (Dermatology, Venerology and Leprosy)	Andhra Medical College, Vishakapatnam -AU	
7	MD (Dermatology, Venerology and Leprosy)	Apollo Institute of Medical Sciences and Research, Chittoor -SVU	
8	MD (Dermatology, Venerology and Leprosy)	Alluri Seetharama Raju Academy of Medical Sciences, Eluru -AU	
9	MD (Dermatology, Venerology and Leprosy)	Fathima Institute of Medical Sciences, Kadapa -SVU	
10	MD (Anaesthesiology)	Government Medical College, Anantapur -SVU	

Figure 11 : before Rearranging web options











Option	Specilization	College Name	Action
1	MD (Anaesthesiology)	Andhra Medical College, Vishakapatnam -AU	
2	MD (Anaesthesiology)	Great Eastern Medical School and Hospital, Srikakulam. -AU	
3	MD (Anaesthesiology)	Alluri Seetharama Raju Academy of Medical Sciences, Eluru -AU	
4	MD (Anaesthesiology)	Apollo Institute of Medical Sciences and Research, Chittoor -SVU	
5	MD (Anaesthesiology)	ACSR Government Medical College, Nellore-SVU	
6	MD (Dermatology, Venerology and Leprosy)	Andhra Medical College, Vishakapatnam -AU	
7	MD (Dermatology, Venerology and Leprosy)	Apollo Institute of Medical Sciences and Research, Chittoor -SVU	
8	MD (Dermatology, Venerology and Leprosy)	Alluri Seetharama Raju Academy of Medical Sciences, Eluru -AU	
9	MD (Dermatology, Venerology and Leprosy)	Fathima Institute of Medical Sciences, Kadapa -SVU	
10	MD (Anaesthesiology)	Government Medical College, Anantapur -SVU	

Figure 12 : After Rearranging web options

Save Web options

- Candidate should click on the save button and click on Ok for the below confirmation alert will be displayed.

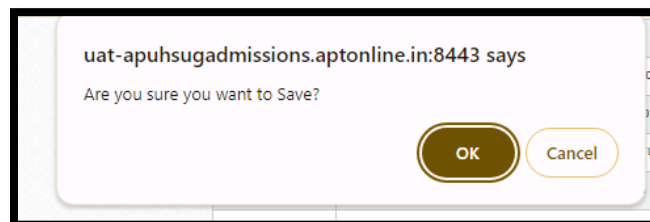


Figure 13 : Confirmation alert

- Enter valid OTP sent to registered mobile number to save the web options.

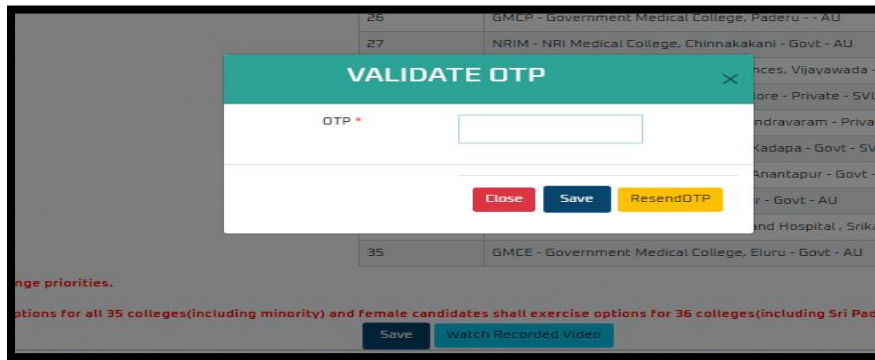


Figure 14 : OTP Authentication

Print Web options

- After saving the web options successfully print button will be enabled.
- Click on print to download the web options list with saved and list modified time stamps

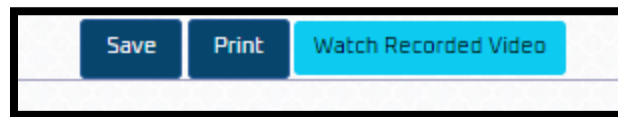


Figure 15: Print option

Note:

- The candidate can login at any point of time after submission of web options and the rearrange the priority list before the cutoff date.
- The latest saved web options are considered for allotment of seat.

=====END OF DOCUMENT=====